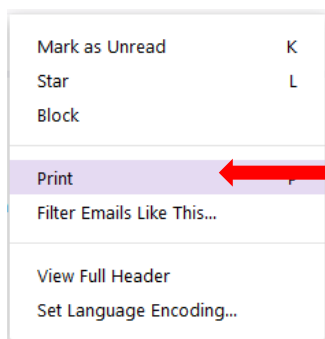
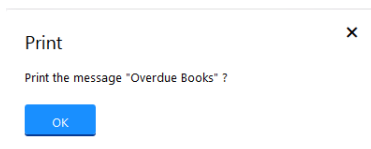


How to Print an Email on **YAHOO!**

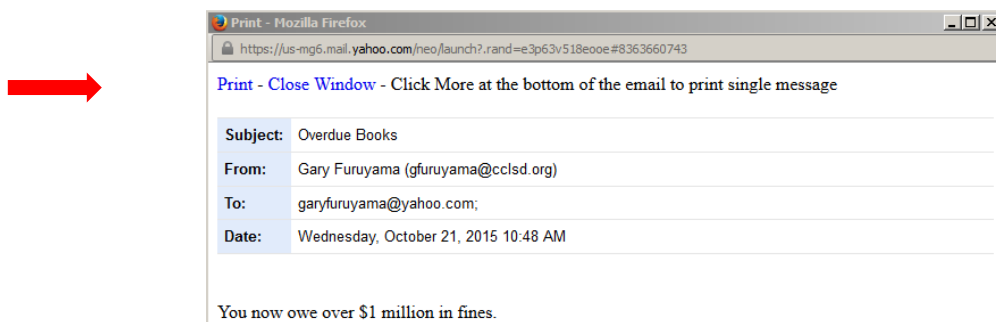
1. Open an email message.
2. Select **More** at the top or bottom of the email. This will reveal a drop-down menu.
3. Select **Print** in the drop-down menu as seen below.



4. A prompt will appear as seen below. Click the blue **OK** button.



5. A new window with a printer-friendly version of your email will pop up. Click the **Print** link at the top left corner.



6. Follow the prompts to finish printing your email.